



Created for Amazon Web Services by  
*Government Navigator Research  
Center for Digital Government*

# ARPA Fiscal Recovery Funds Mini Survey



SPONSORED BY:



## Purpose

The Center for Digital Government was commissioned by AWS to survey 75+ state and local government leaders on the topic of American Rescue Plan Act Fiscal Recovery Funds. The goal was to capture market intelligence on fund understanding and usage to be used for publishable reports and content messaging.

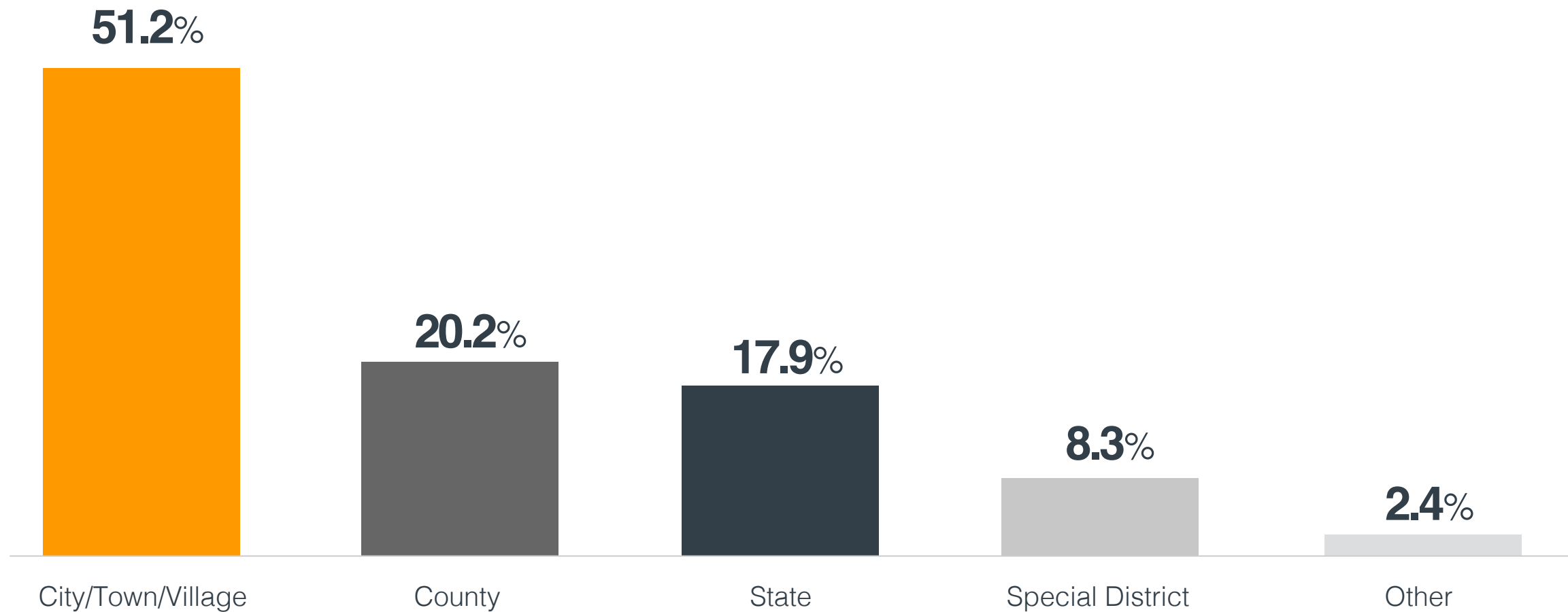
## Methodology

In August 2021, the Center for Digital Government conducted a national survey of state and local government leaders and collected 84 responses.

The survey included 5 questions that were designed in partnership with AWS. These questions were analyzed to identify trends across key verticals, including levels of government, agency, or department types, and job roles.

# Demographics

## Branch of government



# Demographics

Administration/Operations/General Services/Purchasing  
■ 23.8%

Information Technology/Telecommunications  
■ 15.5%

Public Works/Transportation/Infrastructure/Utility/Planning  
■ 13.1%

Elected Official/Legislative  
■ 8.3%

Finance/Taxation/Budgeting  
■ 7.1%

Fire/Emergency Services  
■ 6.0%

Health/Human Services  
■ 4.8%

Human Resources/Benefits/Personnel  
■ 3.6%

Law Enforcement  
■ 3.6%

Environment/Energy  
■ 2.4%

Agriculture/Parks & Rec/Land Management  
■ 2.4%

Courts/Corrections/Justice  
■ 2.4%

Economic Development/Workplace Development  
■ 1.2%

Emergency Operations Center  
■ 1.2%

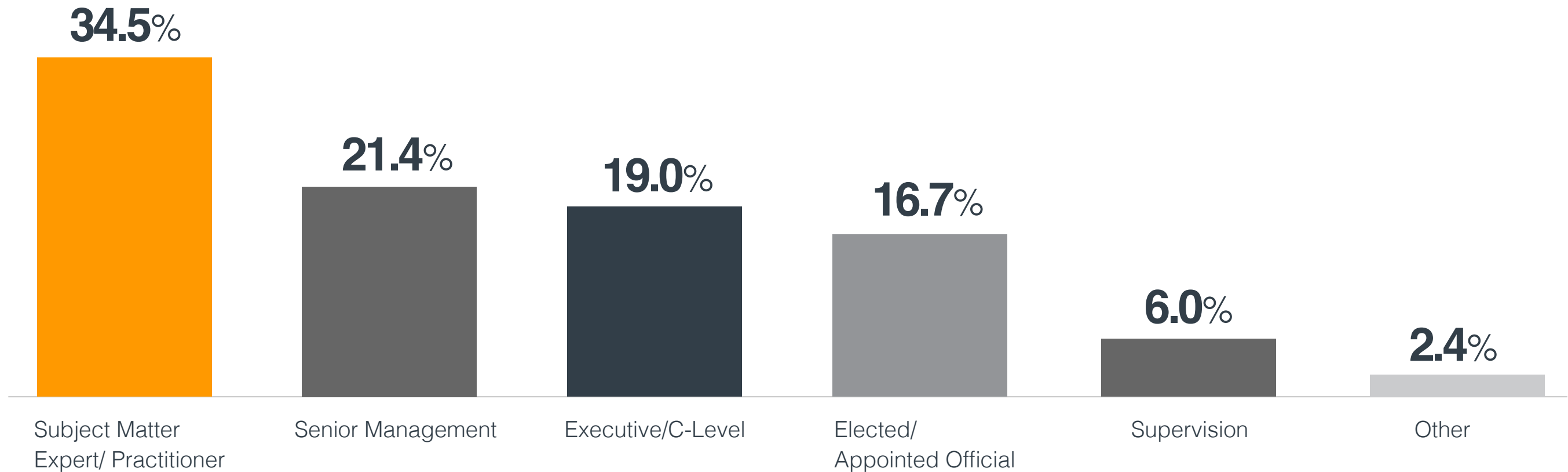
Homeland Security/Defense  
■ 1.2%

Education/Library Services  
■ 1.2%

Other  
■ 2.4%

# Demographics

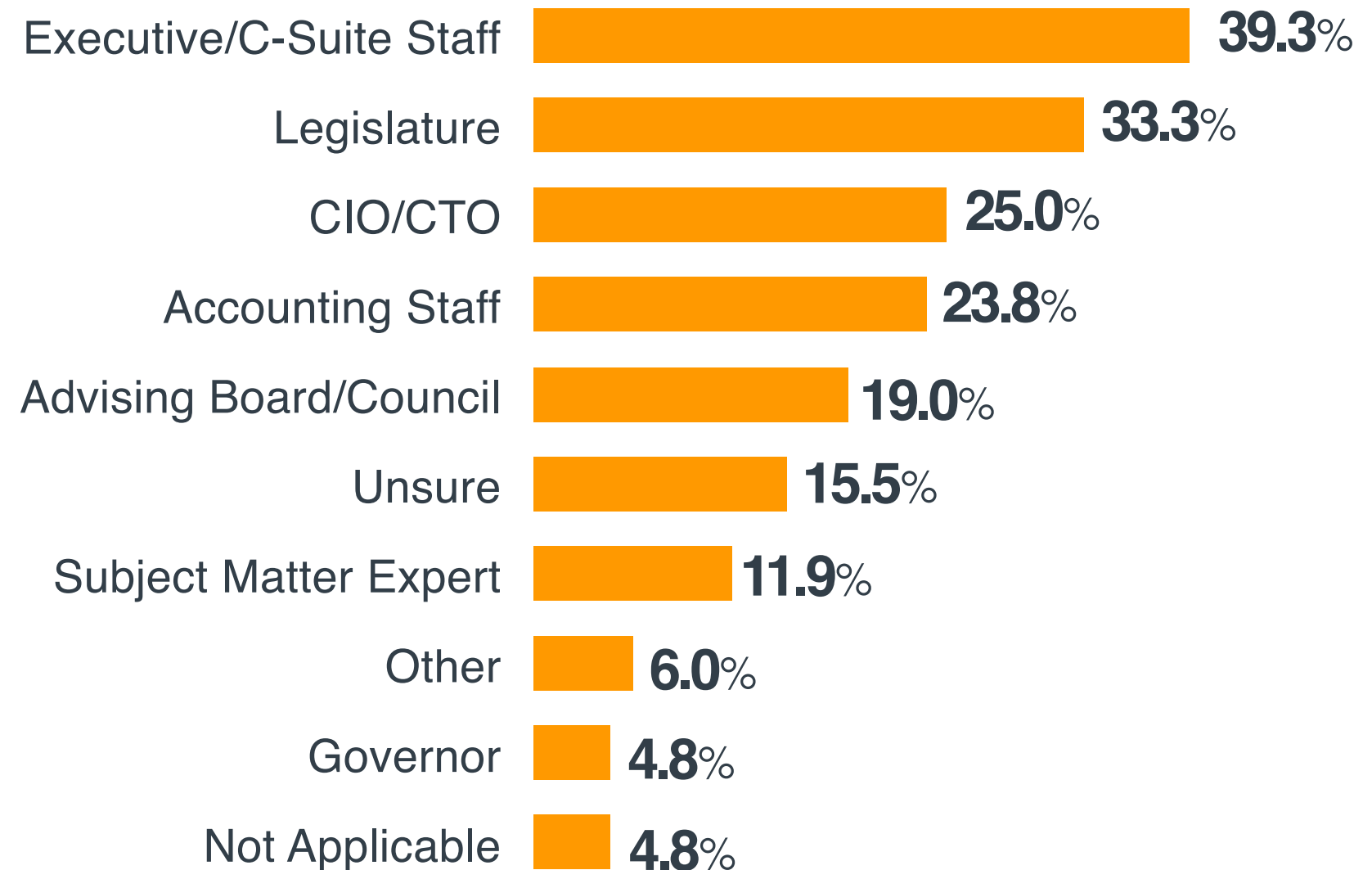
## Job Role



Technology spending priorities for ARPA funds are set at the executive-level.

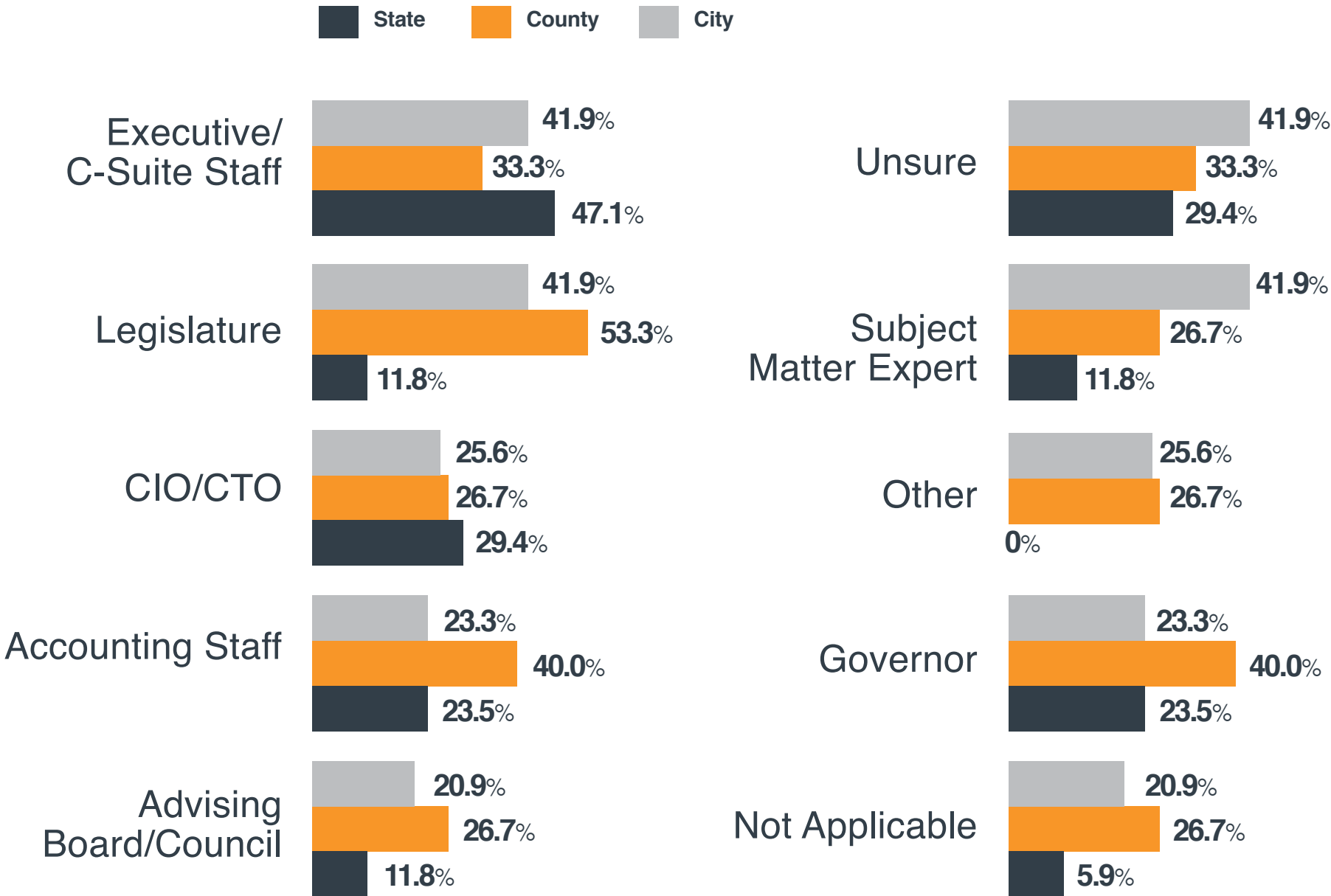
Executive staff includes positions like department leadership and budget office officials.

### Who from your office is involved with planning and implementation for ARPA-funded technology projects? (Select up to 3)

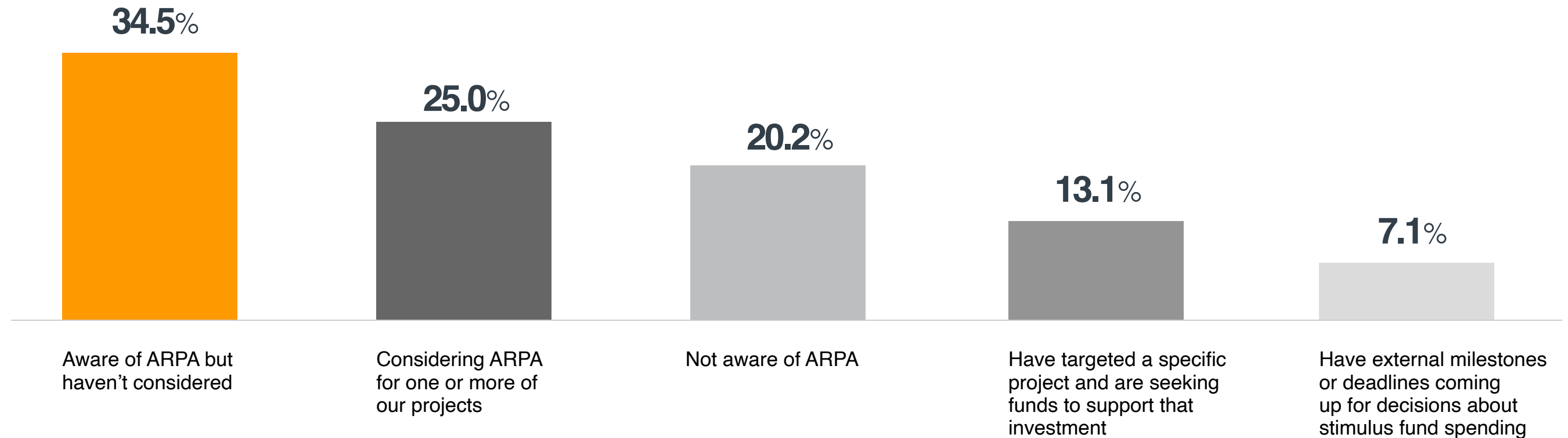


It is interesting to note that the Governor is not involved in planning, particularly for local-level jurisdictions. Local-level jurisdictions have more flexibility in spending than state-level jurisdictions.

### Who from your office is involved with planning and implementation for ARPA-funded technology projects? (Select up to 3)



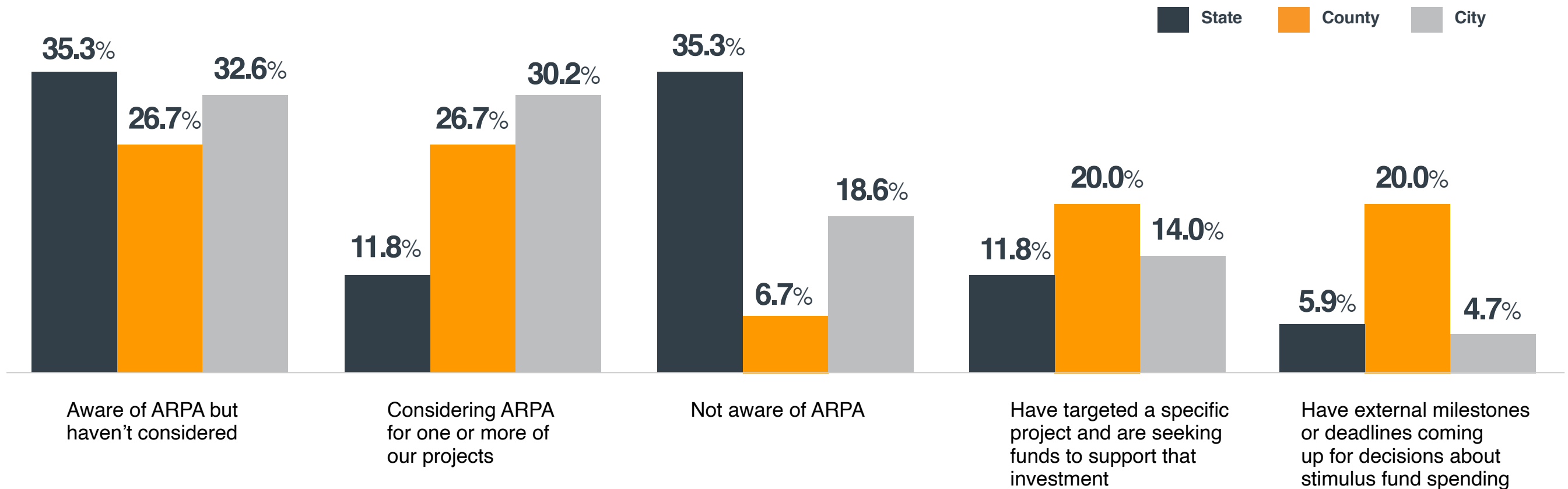
# How aware are you of American Rescue Plan Act (ARPA) funding for upcoming technology projects?



**54.7% have not considered** ARPA or are not aware of ARPA. That is a big number given all the press it has received.



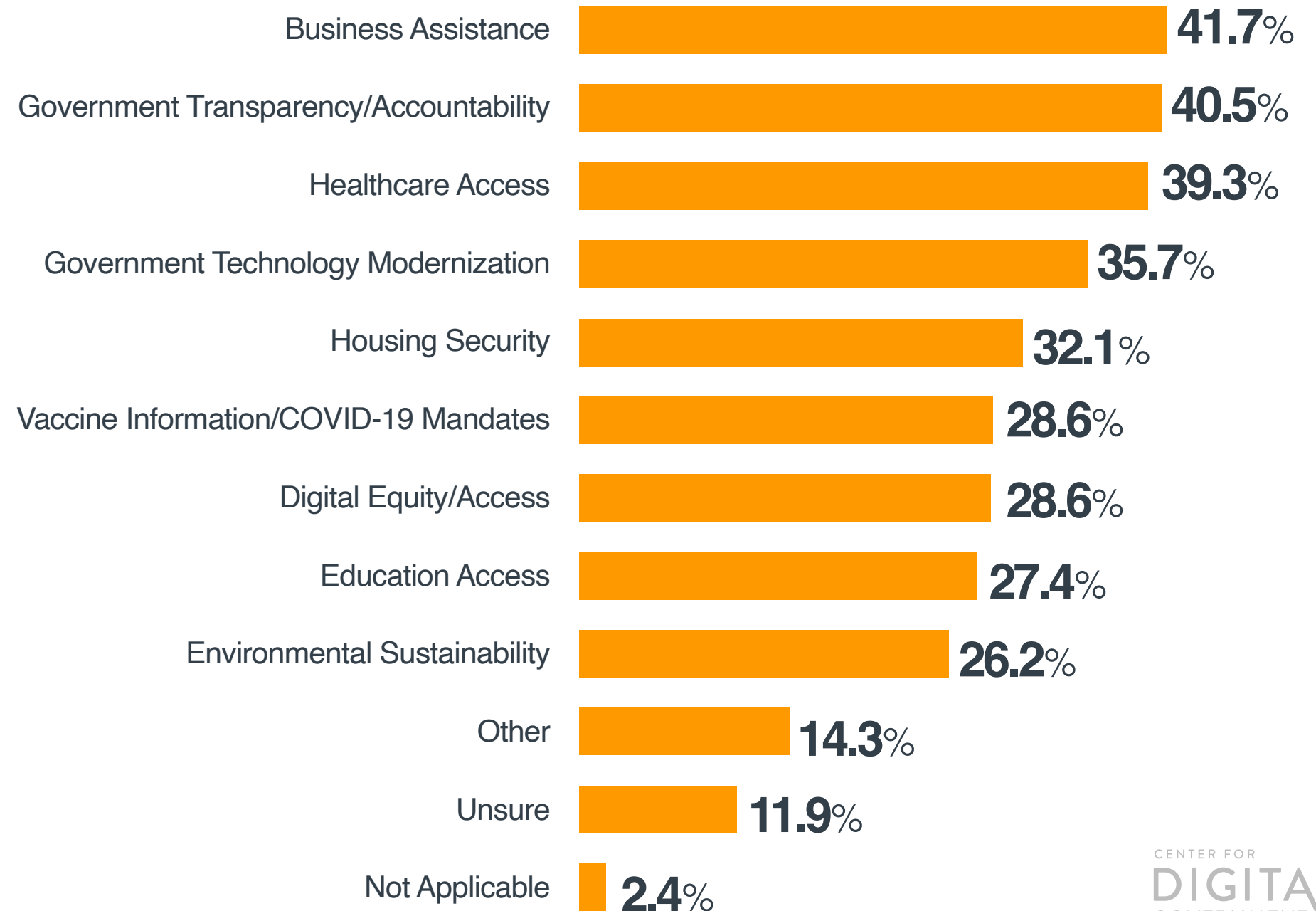
# How aware are you of American Rescue Plan Act (ARPA) funding for upcoming technology projects?



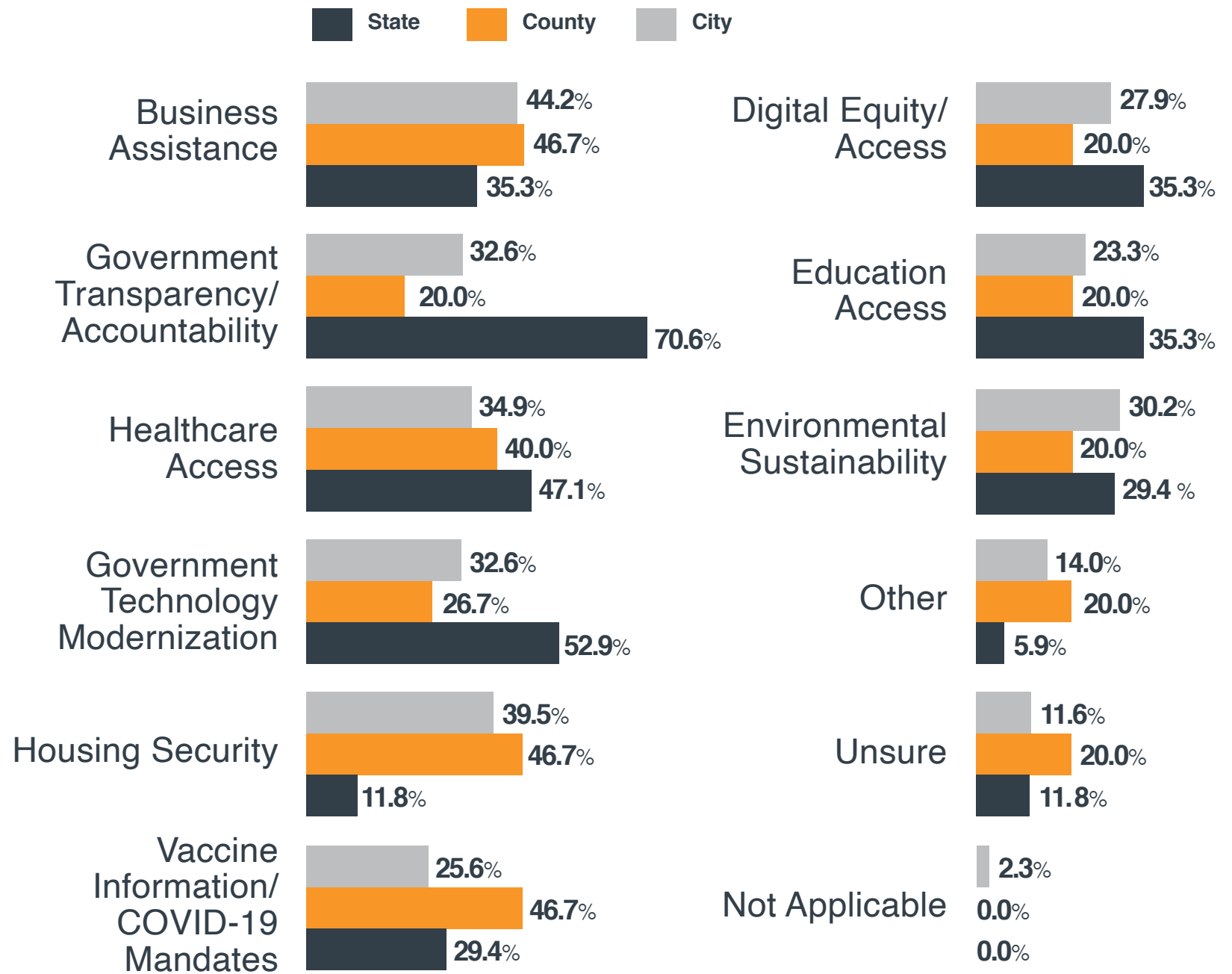
70.5% of state respondents and 51.4% of city respondents have not considered ARPA or are not aware of ARPA. This bill was much more targeted than the CARES Act and it is likely that fewer levels of any organization have been part of discussions on its use.

The critical importance of building relationships between communities and their governments — particularly using digital communication channels and electronic transactions — became even clearer during the past year.

### What are your constituents' top 5 most pressing concerns right now?



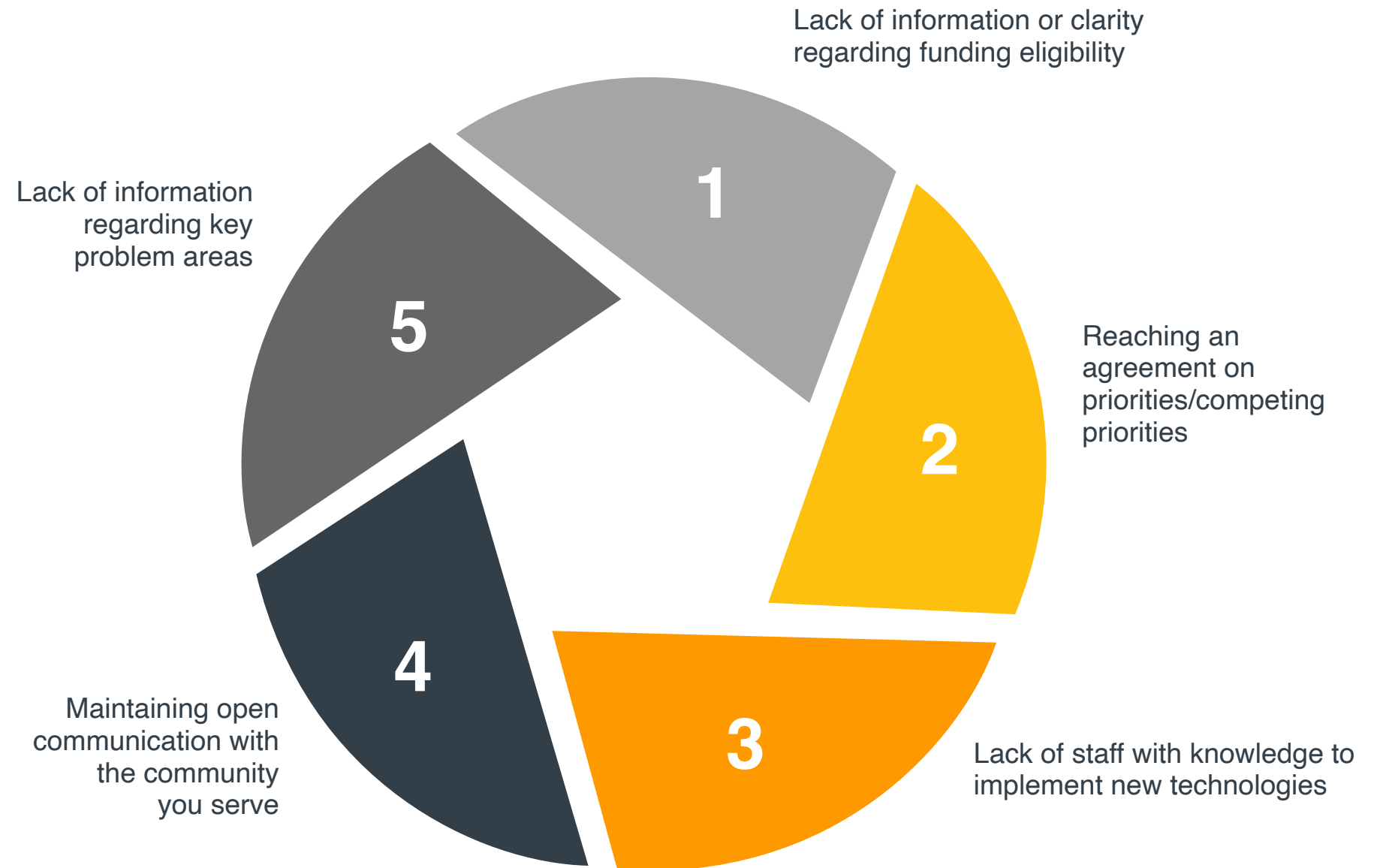
## What are your constituents' top 5 most pressing concerns right now?



The number one constituent concern voiced by states was Transparency/Accountability. For cities, their number one was Business Assistance. Counties felt their constituents were most concerned with Business Assistance, Housing Security, and Vaccines.

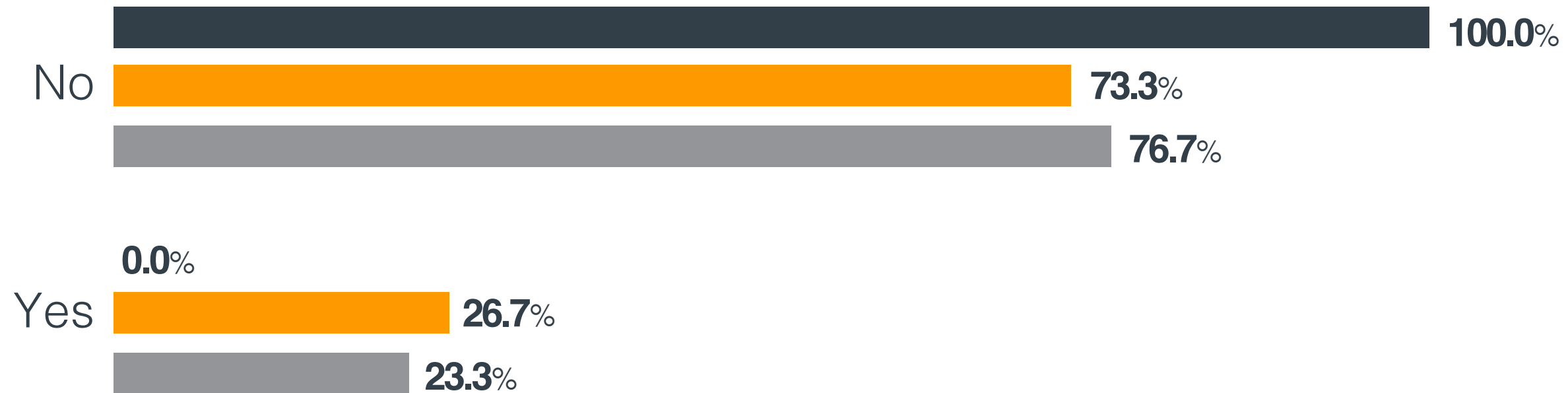
All levels of government reported the same top five challenges. Jurisdictions seem to understand problem areas but lack understanding about funding eligibility.

### What are some of the biggest challenges you face right now with your planning and implementation efforts regarding ARPA-funded technology projects?



# Are you working with any outside consultants or vendors on your ARPA response and priorities?

State  County  City



This survey was conducted in August, and since then, states such as Oklahoma, Alaska and others have published that they are working with in-state consulting groups to best use federal stimulus funds. States may continue to follow the trend of 25% of local-level jurisdictions that hired outside consultants.

# Key Findings

**Key Personas:** Elected officials, governing boards, finance departments, and executives are most likely to be involved in setting spending priorities ARPA. Key roles vary by jurisdiction type.

**Challenges with Allocation:** Over three-quarters of respondents report challenges in setting priorities for ARPA funds. Top challenges include lack of education about accessing funds, disagreement among decision makers and lack of staff knowledge about funds in order to make a case for implementing new technologies. Respondents will rely on their vendor partners and other thought leaders for education, especially in smaller jurisdictions.

# Market Insights

Alan Cox, Executive Vice President, e.Republic



- **Based on Survey Results, Setting Spending Priorities:** State, county and city governments have very different spending priorities and have received this money in a variety of ways – directly or indirectly. That has made it more difficult to understand the funding rules (dozens of funding streams in ARPA) and created a challenging environment to make decisions on the best use of each allocation.
- **Based on Survey Results, Guidelines at State and Local Levels:** For funding that is indirect, there may or may not have been a technology spending option made known or allowed. It is up to the vendor to investigate guidelines created by the customer jurisdictions.

# Market Insights

Alan Cox, Executive Vice President, e.Republic



- **Insight on Use of ARPA Funds:** All 50 states were required to have a detailed plan for the use of their share of the ARPA Fiscal Recovery Funds transmitted to the federal government by August 31, 2021. All but 12 states have sent them in according to the National Association of State Budget Officers (NASBO) via this [link](#).

This \$350 billion fund has a variety of uses but the states seem to be using it in very similar ways though at different rates. The common areas of spending and their ARPA totals are:

## **Fiscal relief to impacted industries**

(CA 47%, AK 26%, GA 14.4%, MD 47%, NC 25%...)

## **Revenue replacement for the state government**

(CA 32%, AK, 25%, AZ 62.5%, CT 62.5%, MD 47%, NJ 16%...)

## **Broadband infrastructure**

(CA 15%, AZ 2.5%, GA 12.3%, IL 3.75%, NC 22%...)

## **On-going pandemic response**

(CA 5%, IL 10%, MN 17.6%...)

## **Water Sewer infrastructure**

(FL 14%, MA 7.5%, MD 5%, NC 14.7%...)



# Thank you.

## Alan Cox

*Executive Vice President*

916-932-1391

[alanc@erepublic.com](mailto:alanc@erepublic.com)

## Erin Mahan

*Lead Research Analyst*

916-932-1379

[emahan@erepublic.com](mailto:emahan@erepublic.com)

## Daniel Stone

*Researcher*

916-932-1344

[dstone@erepublic.com](mailto:dstone@erepublic.com)

CENTER FOR  
**DIGITAL**  
GOVERNMENT

The Center for Digital Government is a division of e.Republic, the nation's only media and research company focused exclusively on state and local government and education.

[www.erepublic.com](http://www.erepublic.com) / <http://www.govtech.com>